

Online Supplement to “Reduction of Patient Harm Through Decreasing Urine Culture Contamination in an Emergency Department Using Multiple Process Improvement Interventions”

Article available at doi.org/10.33940/med/2023.3.5

Patient Safety Vol. 5, No. 1 (March 2023)

This supplementary material has been provided by the authors to give readers additional information about their work.

How to Cite the Original Article

Cowen, C., Frinsco, S., Nosal, R., & Colen, F. Reduction of Patient Harm Through Decreasing Urine Culture Contamination in an Emergency Department Using Multiple Process Improvement Interventions. *Patient Safety*, 5(1), 38–47. <https://doi.org/10.33940/med/2023.3.5>

How to Cite This Online Supplement





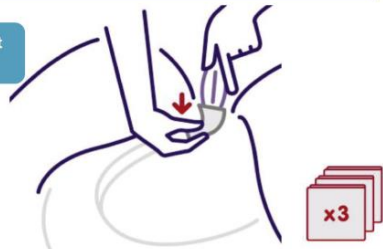



Cowen, C., Frinsco, S., Nosal, R., & Colen, F. Online Supplement to “Reduction of Patient Harm Through Decreasing Urine Culture Contamination in an Emergency Department Using Multiple Process Improvement Interventions.” *Patient Safety*, 5(1), i–iv. <https://doi.org/10.33940/supplement/2023.3.9>

Female Clean Catch in English.



Your Health Education









Group A

<p>Women</p> 	<p>1 Wash hands</p> 
<p>2 Open cup pack</p> 	<p>3 Open wipes</p> 
<p>4 Clean 3 times (use each wipe)</p> <p>Wipe front to back</p> 	<p>5 Start to urinate in toilet</p> 
<p>6 Place cup in urine flow</p> 	<p>7 Give to nurse</p> 



Your Health Education









Group A

<p>Men</p> 	<p>1 Wash hands</p> 
<p>2 Open cup pack</p> 	<p>3 Open wipes</p> 
<p>4 Clean 3 times (use each wipe)</p> 	<p>5 Start to urinate in toilet</p> 
<p>6 Place cup in urine flow</p> 	<p>7 Give to nurse</p> 



Your Health Education








Grupa A

<p>Mujer</p> 	<p>1 Lavarse Las Manos</p> 
<p>2 Abrir El Paquete</p> 	<p>3 Abrir Las Toallitas Húmedas</p> 
<p>4 Limpiarse 3 Veces</p> <p>Limpiarse De Adelante Hacia Atras</p> 	<p>5 Empiece A Orinar En El Inodoro</p> 
<p>6 Continúe Orinando En La Taza</p> 	<p>7 Dele La Taza La Enfermera</p> 



Your Health Education

Grupa A

<p>Hombre</p> 	<p>1 Lavarse Las Manos</p> 
<p>2 Abrir El Paquete</p> 	<p>3 Abir Las Toallitas Humedas</p> 
<p>4 Limpiarse 3 veces (Usar Toallita Diferente Cada Ves)</p> 	<p>5 Empieze A Orinar En El Inodoro</p> 
<p>6 Continúe Orinando En la Taza</p> 	<p>7 Dele La Taza A La Enfermera</p> 